



NATIONAL ASSOCIATION OF FLIGHT INSTRUCTORS

MENTOR

LIVE

LIVE



Welcome!

NATIONAL ASSOCIATION OF FLIGHT INSTRUCTORS

MENTOR

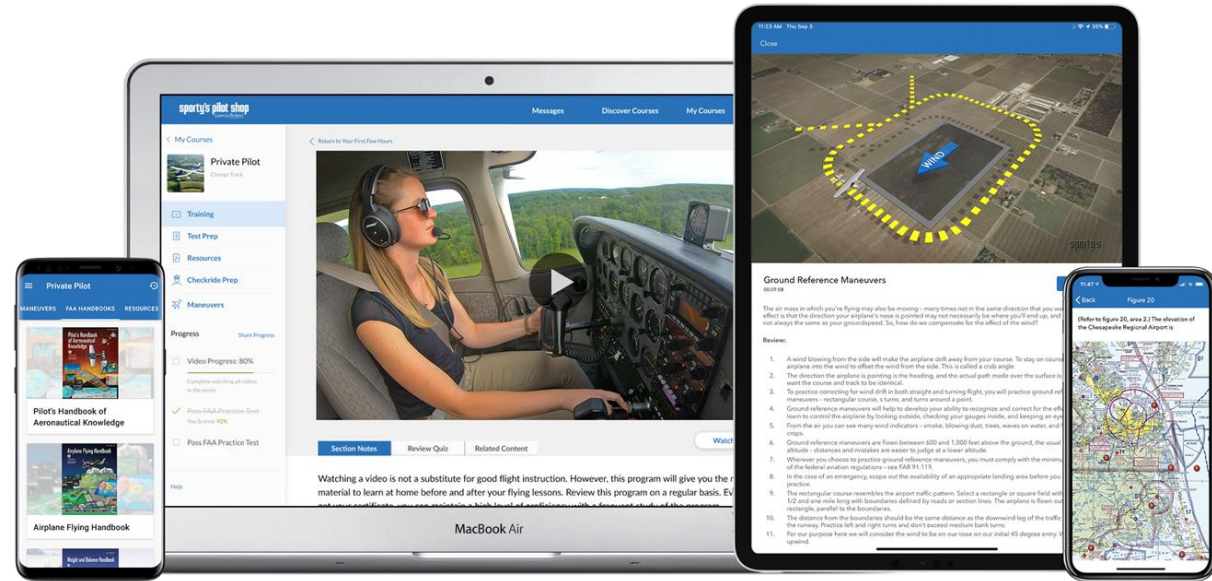
LIVE

LIVE

Integrating a home study course

Improve recruitment, retention and performance

Eric Radtke



LIVE



Starts Wednesday at 7:00 PM

NAFI - Training The Blarney Out of...

Live program will appear here at the scheduled time.



1 Post

- CFI & Learner Resources 12 minutes ago
- About This Course 18 days ago
- Christine Madden - Presenter 18 days ago
- Earn WINGS Credit! 18 days ago
- Nick DeLozdi - Presenter 18 days ago
- Karen Kallishak - Host 18 days ago
- Previous MentorLIVE! Programs 18 days ago
- Course Evaluation Link 18 days ago
- NAFI Education Foundation Grant 18 days ago

Earn WINGS Credit!

Course Resources

Speaker Biographies

MentorLIVE! Archives

Course Evaluation

Educational Foundation



Eric Radtke

- President and Chief Operating Officer, Sporty's Academy
- Chief Instructor of Aviation, University of Cincinnati
- ATP, CFI, AGI, Master CFI
- Senior Captain–Turbine Operations for Sporty's
- Past Airline Pilot
- Member, AOPA Flight Training Advisory Board
- Past member, NAFI Board of Directors
- Editor, StudentPilotNews.com flight training blog

Integrating a Home Study Course

Improve recruitment, retention and performance



Eric Radtke

ATP / CFI / President

Sporty's Academy



Integrating a Home Study Course

Presentation overview

Getting started with the most popular features

Dispelling those myths

Available platforms

Exploring features

Transitioning to the airplane and the checkride

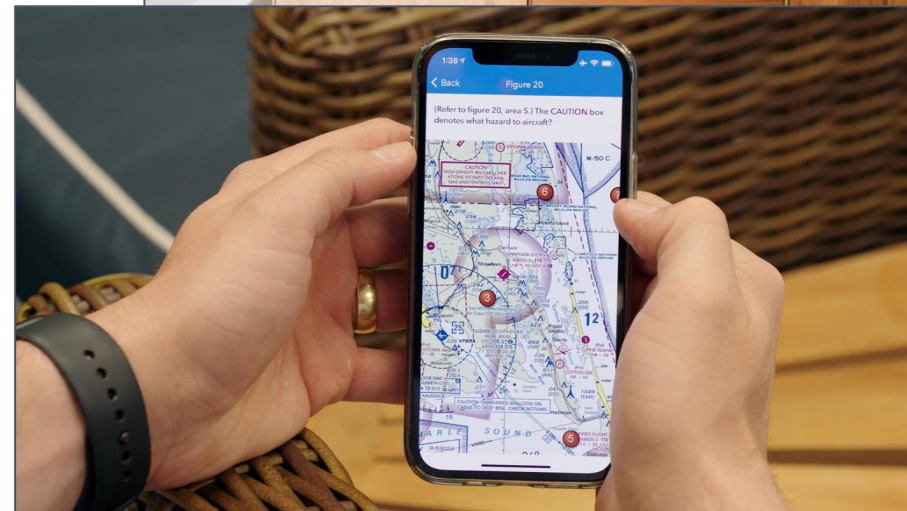
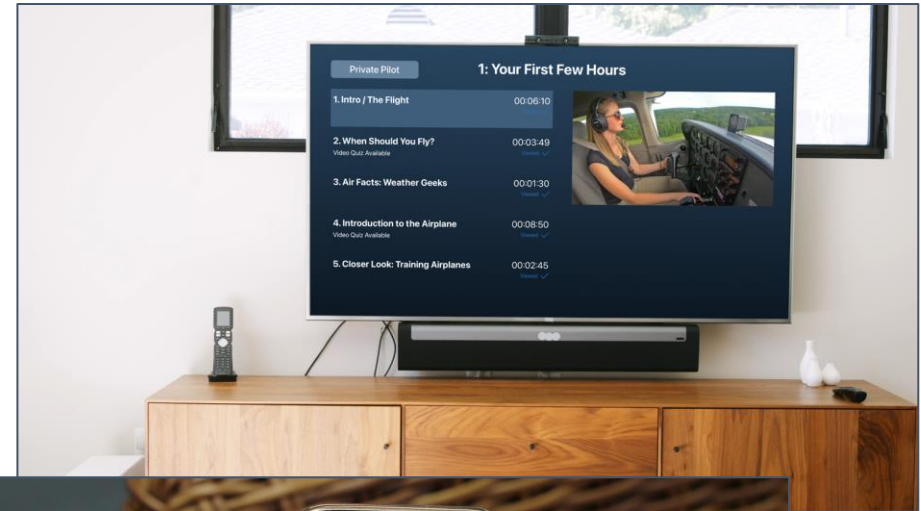
Advanced features

LIVE

Why use a home study course

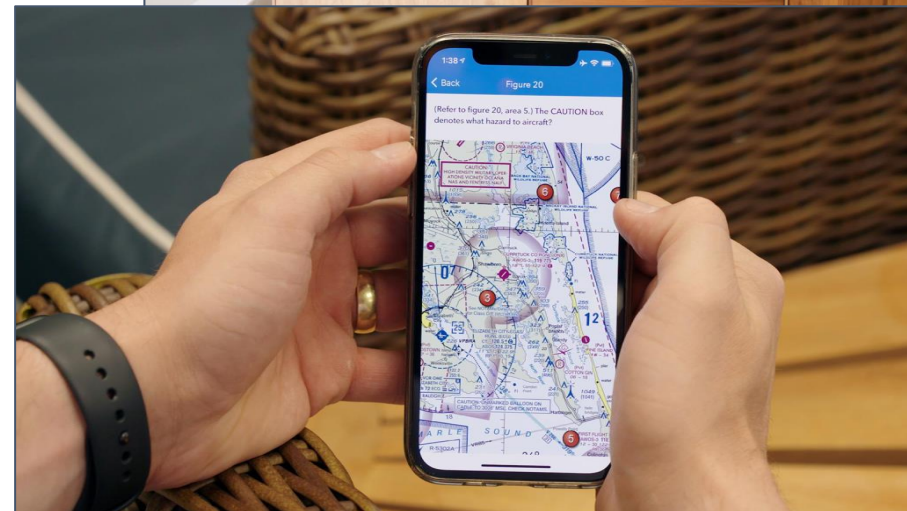
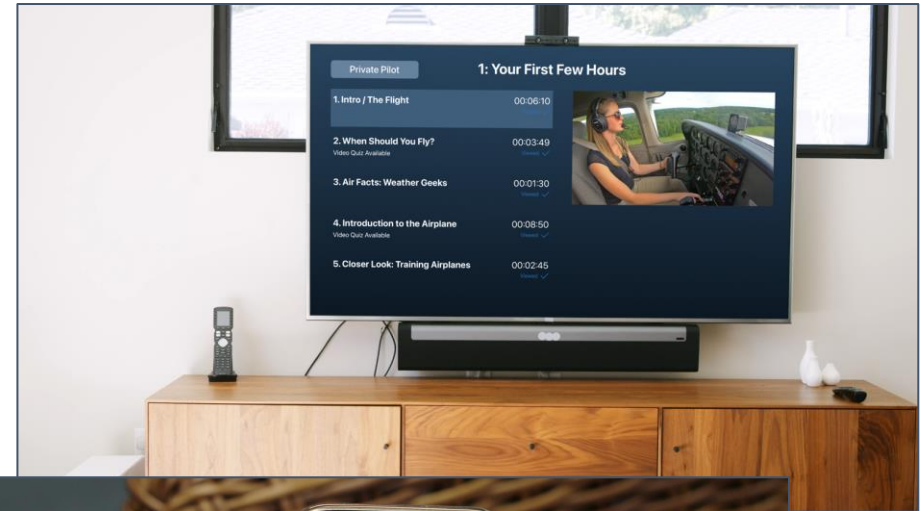
Student engagement and retention

- Study when it's convenient
 - Multiple formats and platforms
- Customizable
- Students own the experience



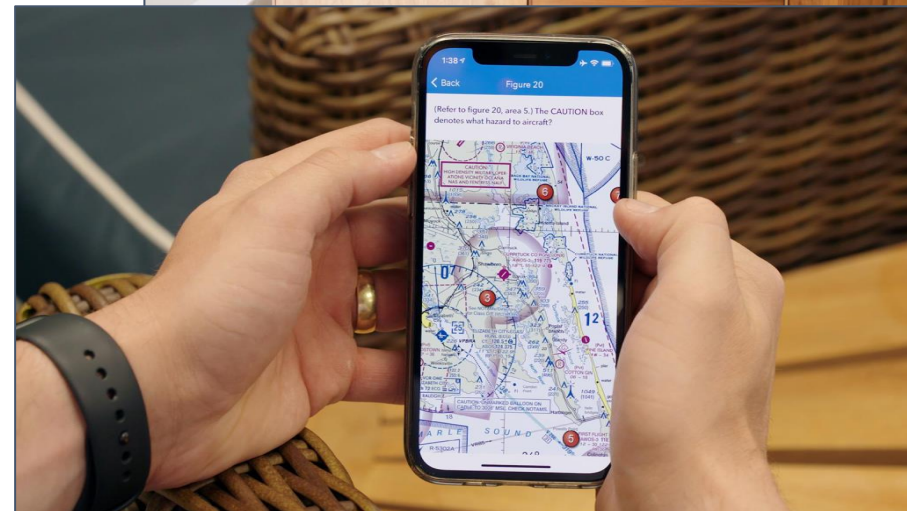
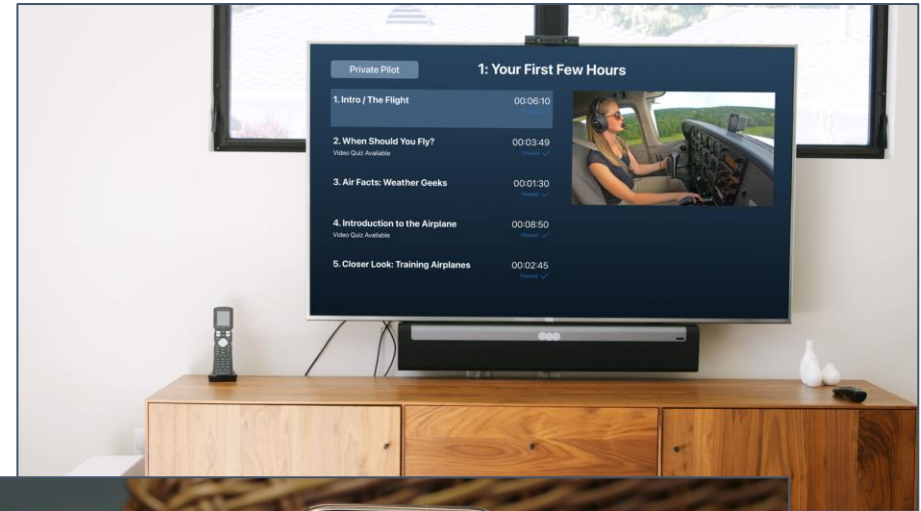
Why use a home study course

- Save time and money
- Brings challenging concepts to life
- Works with any syllabus
- Speaks to the modern consumer



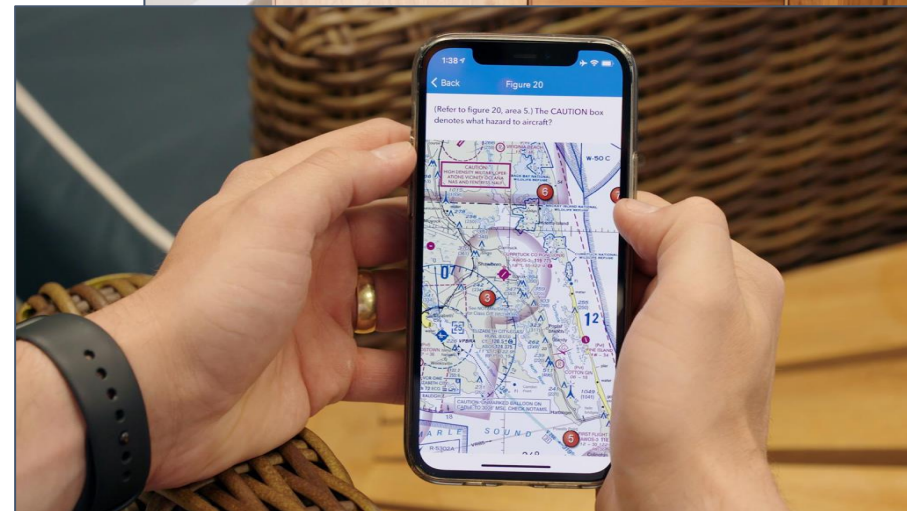
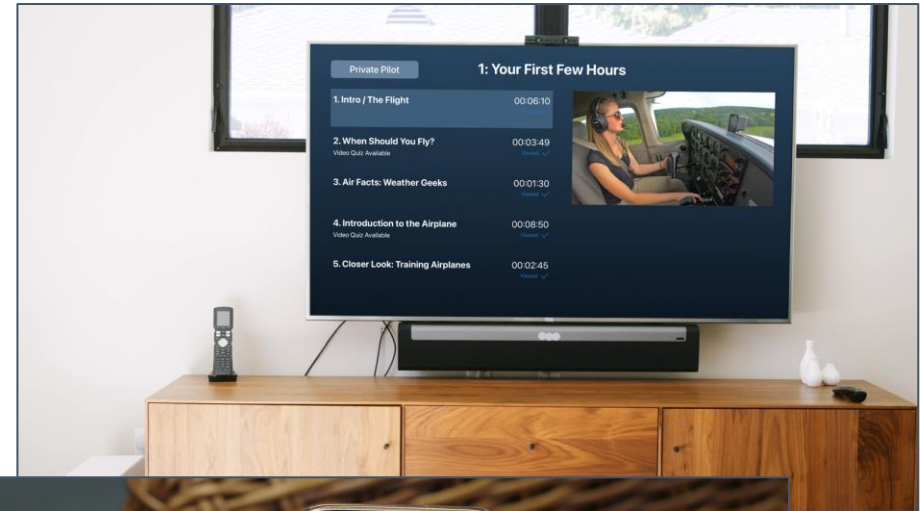
What about those myths...

- It's a written test prep tool only
- It's for ground school only
- It's intended to replace the instructor
- It can only be used with a specific flight training syllabus



What should you consider in recommending...

- Quality/performance
- Accuracy
- Longevity
- Adaptability
- Go for a test flight!





Here's how to get your student started in 3 easy steps...



Preparing for flight training

3-step quick start

1) Watch the video training

Learn the basic concepts

Video review quizzes

Video review notes & transcript

A screenshot of the Sporty's Pilot Shop website. The page is titled "Private Pilot" and shows a video player for "Normal Landings". The video progress is at 6:23. The left sidebar shows a navigation menu with "Video Training" circled in red. Below the video player, there are tabs for "Section Notes", "Review Quiz", and "Transcript". The "Section Notes" tab is active, showing the text: "Normal Landings. This section discusses your approach to the airport, proper pattern techniques, landing, taxi, and engine shutdown. Review:".



Preparing for flight training

3-step quick start

Watch the video training Learn the basic concepts

Video review quizzes

Video review notes & transcript

A screenshot of the Sporty's Pilot Shop website. The main content area features a video player showing a 3D simulation of an airplane landing on a runway. Below the video player, there are three buttons: "Section Notes", "Review Quiz" (which is circled in red), and "Transcript". To the right of the "Review Quiz" button is a "Watch Next Video" button. The left sidebar contains a navigation menu for a "Private Pilot" course, including options for "Video Training", "Test Prep", "Resources", "Checkride Prep", and "Flight Maneuvers". Below the menu is a "Progress" section showing "Video Progress: 24%" and a list of completed tests, including two "Pass FAA Practice Test" entries and "Knowledge Test Endorsements". At the bottom of the sidebar are "Connect" options for "CloudAhoy" and "ForeFlight". The top navigation bar includes links for "FAA Library", "Notes", "My Courses", "Discover", and "Sign Out".



Preparing for flight training

3-step quick start

Watch the video training Learn the basic concepts

Video review quizzes

Video review notes & transcript

A screenshot of the Sporty's Pilot Shop website. The page is titled "Private Pilot" and shows a video player for "Normal Landings". The video player has a progress bar at -6:23 and a "Watch Next Video" button. Below the video player, there are two buttons: "Section Notes" and "Transcript", both of which are circled in red. The left sidebar shows a course progress section with "Video Progress: 24%" and a list of tasks including "Pass FAA Practice Test" and "Knowledge Test Endorsements".



Preparing for flight training

3-step quick start

2) Study test questions Reinforce key concepts

Study Sessions
Testing Sessions

The screenshot shows the 'sporty's pilot shop' website interface. The 'Test Prep' menu item is circled in red. The 'Start New Study Sessions' button is also circled in red. The 'Study History' section shows a 'Practice Test' completed on Oct 19, 2020, with a score of 98%. The categories and their scores are:

Category	Score
Aircraft Performance	100%
Airplane Systems	100%
Aviation Weather	100%
FAA Regulations	100%
Flight Operations	100%
Flight Planning	95%

The 'Create a new session based on:' section shows four options:

- Questions answered Correctly: 59/60
- Questions Answered Incorrectly: 1/60
- Marked Questions: 3
- Retry Entire Session Again



Preparing for flight training

3-step quick start

Study test questions
Reinforce key concepts

Study Sessions
Testing Sessions

The screenshot shows the 'Sporty's Pilot Shop' website interface. The 'Test Prep' option in the left sidebar is circled in red. The main content area features a 'Start New Study Sessions' button, also circled in red, and a 'FAA Practice Test' button. Below these are sections for 'Progress' and 'Study History'. The 'Study History' section shows a 'Practice Test' completed on Oct 19, 2020, with a score of 98%. A table below lists categories and their scores: Aircraft Performance (100%), Airplane Systems (100%), Aviation Weather (100%), FAA Regulations (100%), Flight Operations (100%), and Flight Planning (95%). At the bottom, there are buttons for 'Start' based on 'Questions Answered Correctly' (59/60), 'Questions Answered Incorrectly' (1/60), 'Marked Questions' (3), and 'Retry Entire Session Again'.



Preparing for flight training

3-step quick start

Study test questions
Reinforce key concepts

Study Sessions

Testing Sessions

The screenshot shows the 'sporty's pilot shop' website interface. The 'Test Prep' option in the left sidebar is circled in red. The main content area features a 'Start New Study Sessions' button, also circled in red, and a 'Start' button for the 'FAA Practice Test'. Below these are sections for 'Progress' and 'Study History'. The 'Study History' section shows a 'Practice Test' completed on Oct 19, 2020, with a score of 98%. A table below shows category scores: Aircraft Performance (100%), Airplane Systems (100%), Aviation Weather (100%), FAA Regulations (100%), Flight Operations (100%), and Flight Planning (95%). At the bottom, there are buttons for 'Start' based on 'Questions answered Correctly' (59/60), 'Questions Answered Incorrectly' (1/60), 'Marked Questions' (3), and 'Retry Entire Session Again'.

Preparing for flight training

Why use the system to secure endorsement?

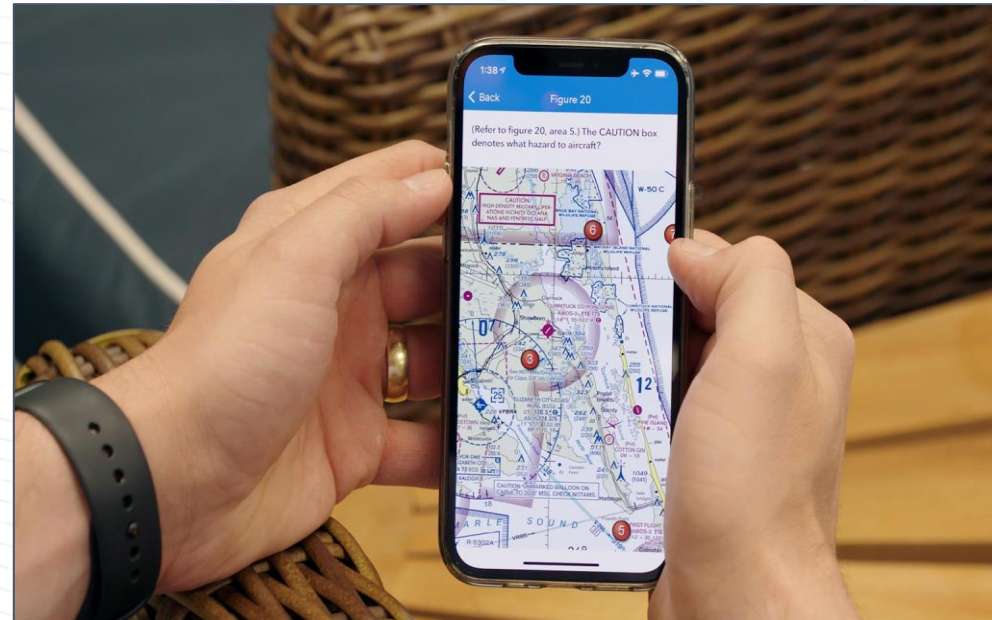
- Consistency
- Ownership
- Scalability
- Focus
- Professional presentation



Preparing for flight training

How can you participate

- Lead discussions
- Review and evaluate performance metrics
- Set progress goals
- Scenarios
 - Learning through story telling





How to Integrate with your In-airplane training

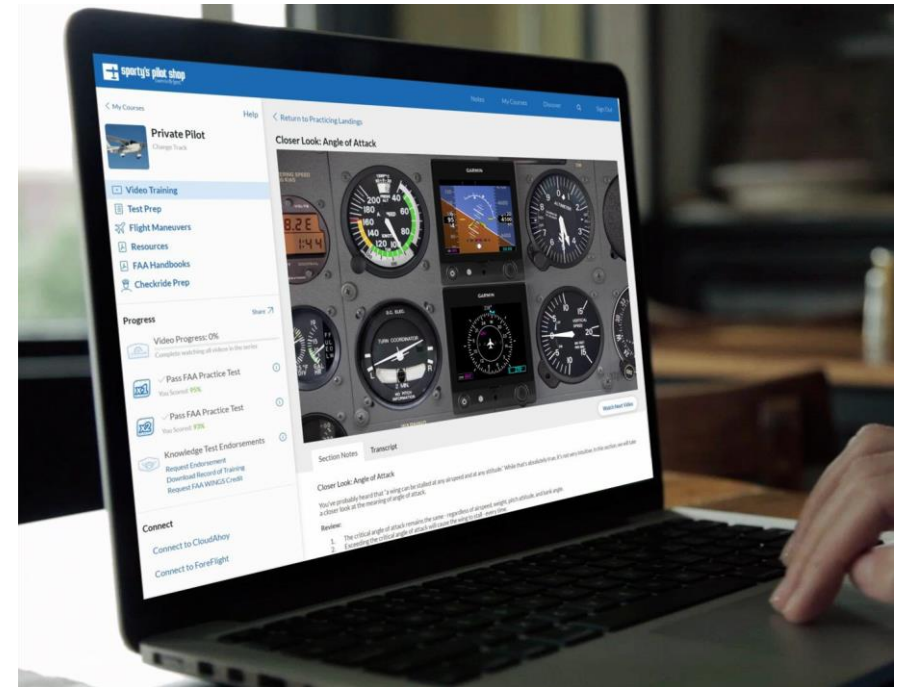
LIVE

Preparing for flight training

Integrating a home study course - Resources

Before starting flight training

- watch all video training
- begin studying test prep questions
- FAA handbooks for additional study

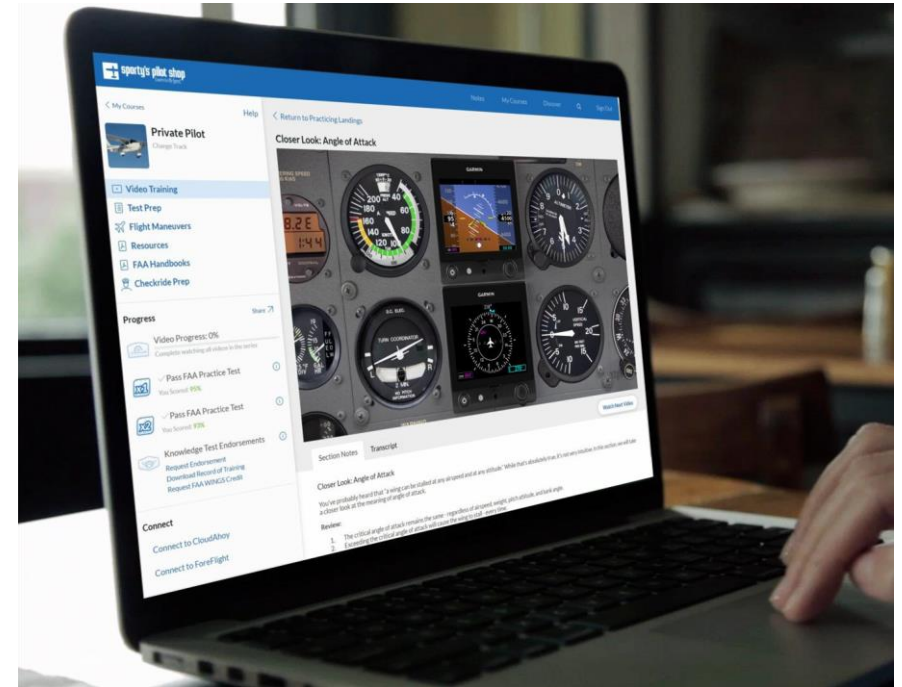


Preparing for flight training

Integrating a home study course - Resources

Before starting flight training

- watch all video training
- **begin studying test prep questions**
- FAA handbooks for additional study

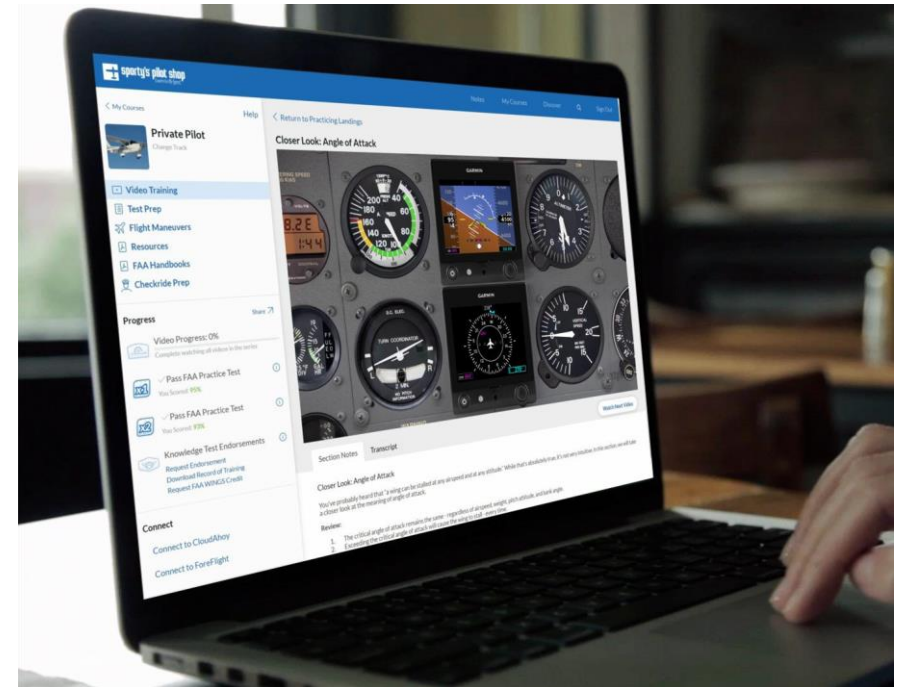


Preparing for flight training

Integrating a home study course - Resources

Before starting flight training

- watch all video training
- begin studying test prep questions
- **FAA handbooks for additional study**

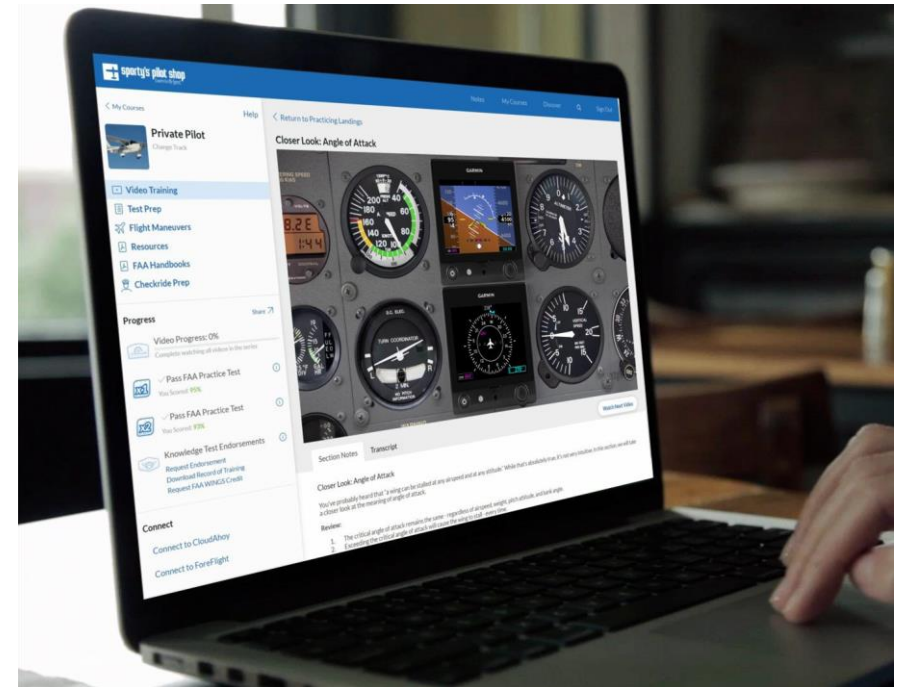


Preparing for flight training

Integrating a home study course - Resources

During flight training

- review videos related to each lesson
- watch flight maneuvers guide videos
- two 80% practice test scores -> take FAA test
- Pre-Solo written exam

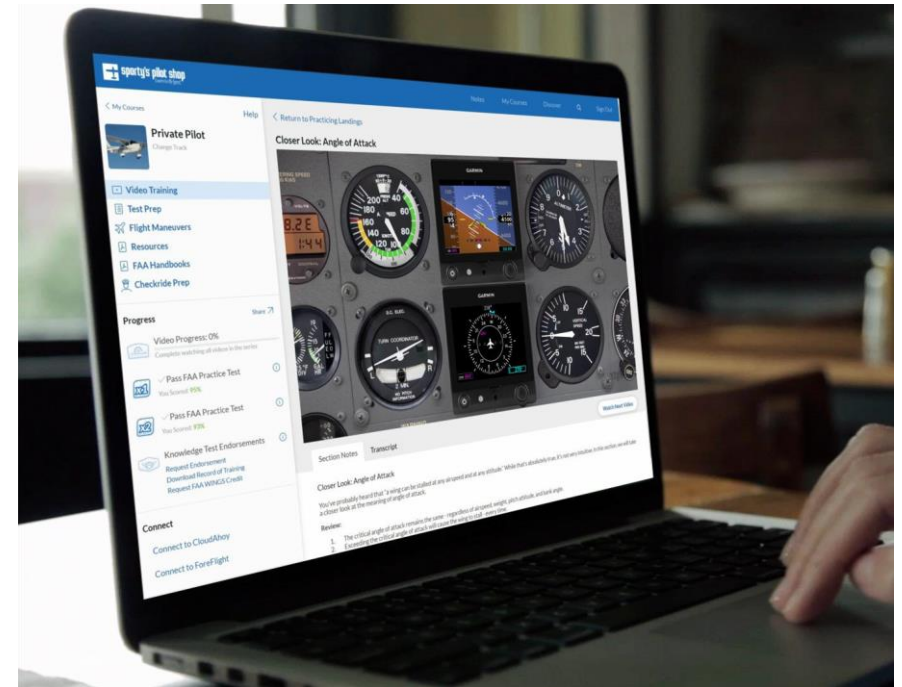


Preparing for flight training

Integrating a home study course - Resources

During flight training

- review videos related to each lesson
- **watch flight maneuvers guide videos**
- two 80% practice test scores -> take FAA test
- Pre-Solo written exam

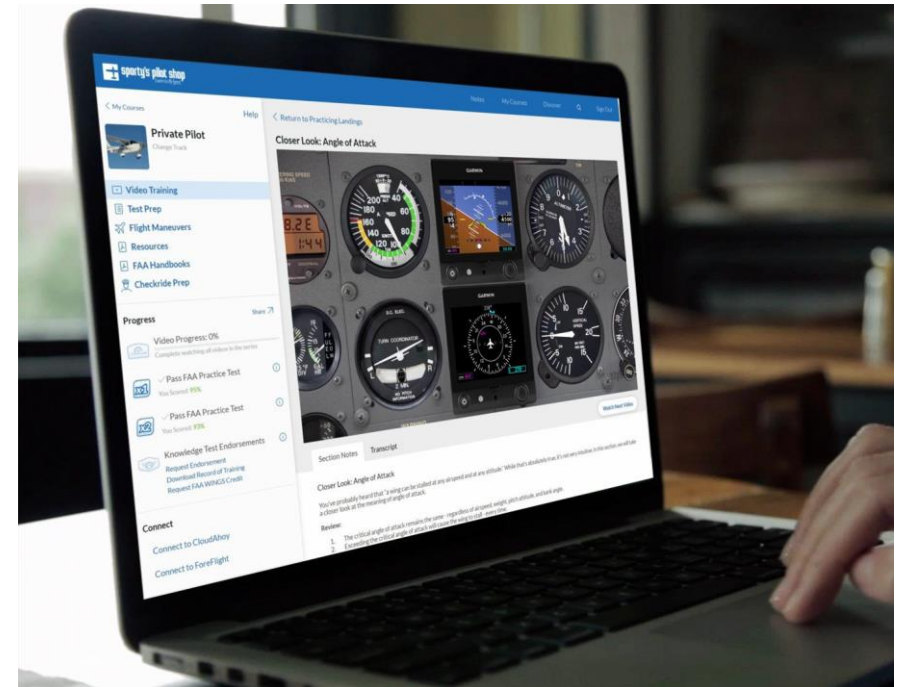


Preparing for flight training

Integrating a home study course - Resources

During flight training

- review videos related to each lesson
- watch flight maneuvers guide videos
- **two 80% practice test scores -> take FAA test**
- Pre-Solo written exam

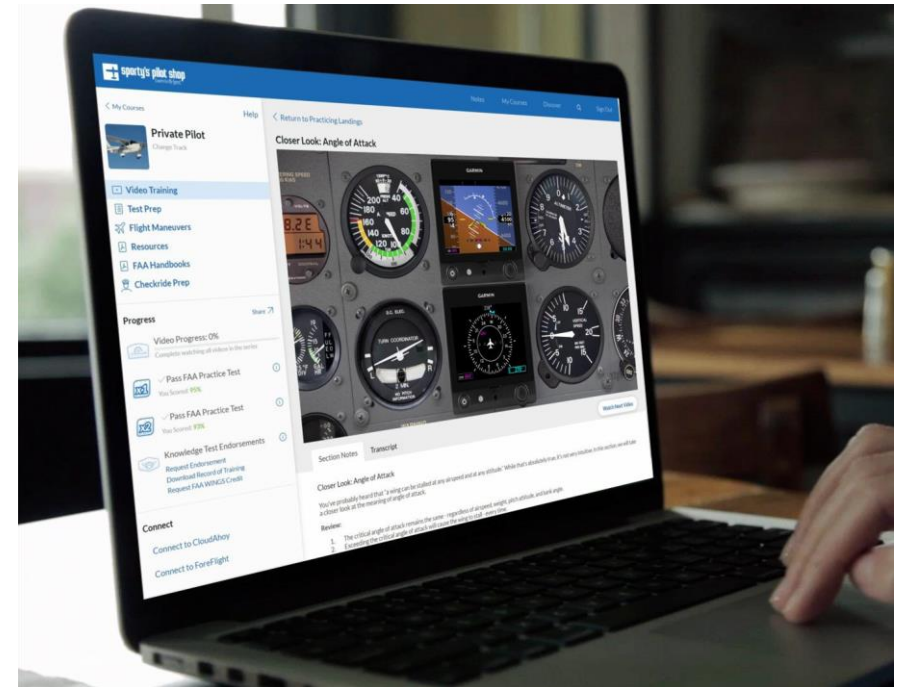


Preparing for flight training

Integrating a home study course - Resources

During flight training

- review videos related to each lesson
- watch flight maneuvers guide videos
- two 80% practice test scores -> take FAA test
- **Pre-Solo written exam**

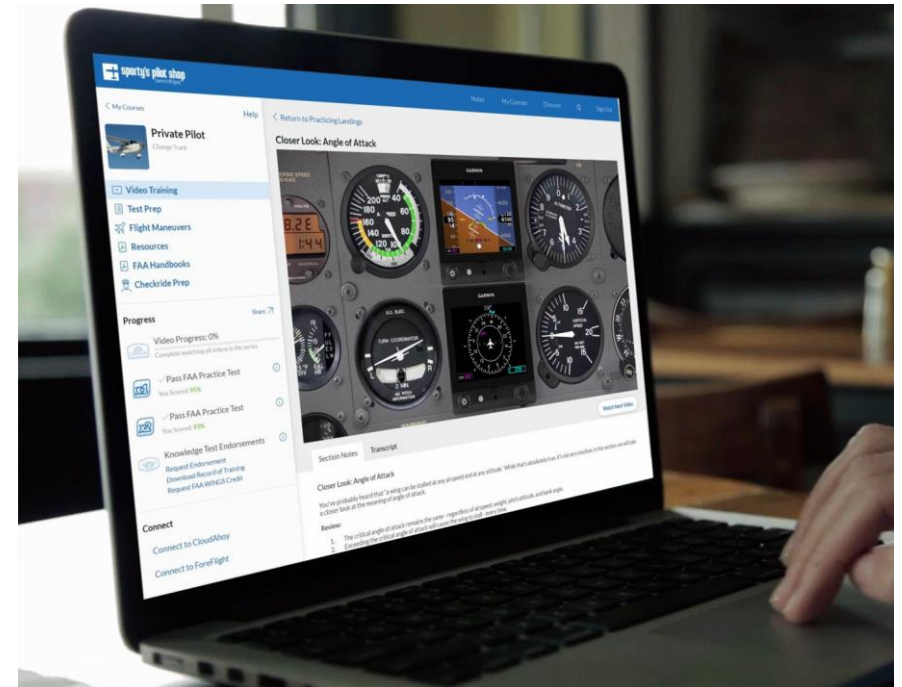


Preparing for flight training

Integrating a home study course - Resources

Before the checkride

- Review ACS and videos
- Checkride prep flashcards - oral prep
- Checkride interactive checklist

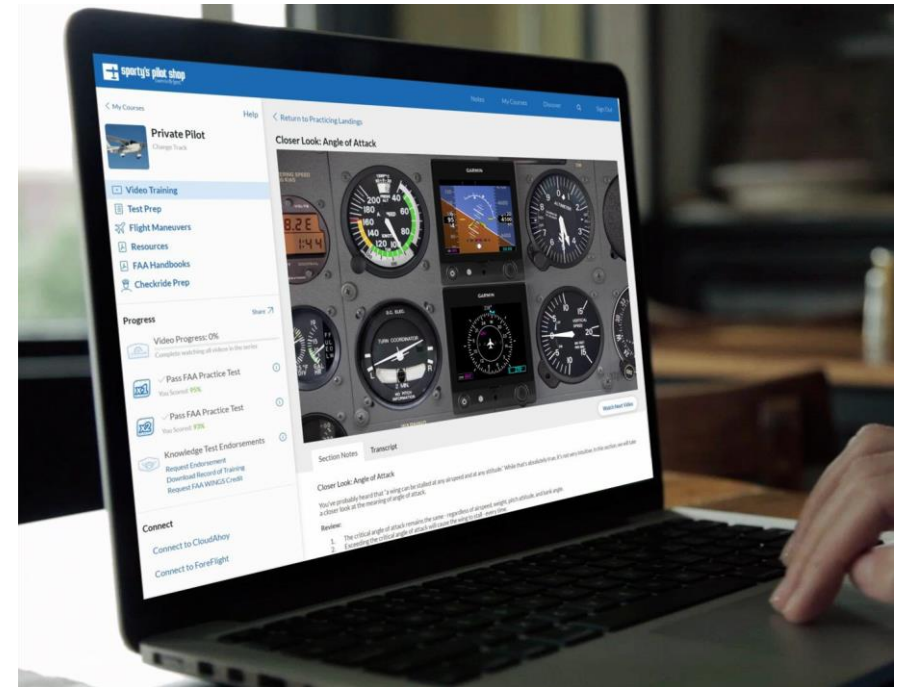


Preparing for flight training

Integrating a home study course - Resources

Before the checkride

- Review ACS and videos
- **Checkride prep flashcards - oral prep**
- Checkride interactive checklist

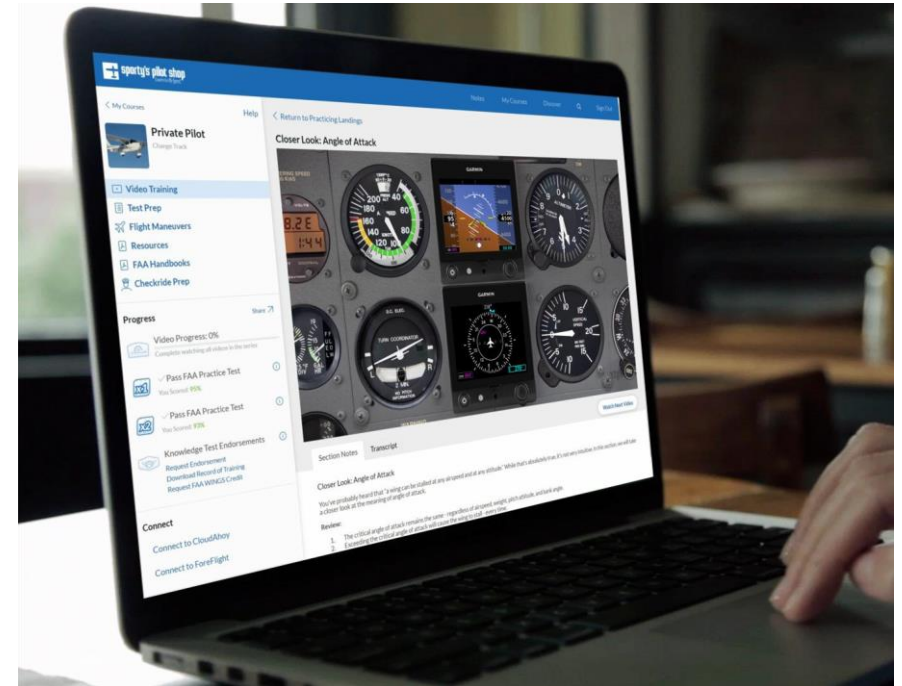


Preparing for flight training

Integrating a home study course - Resources

Before the checkride

- Review ACS and videos
- Checkride prep flashcards - oral prep
- **Checkride interactive checklist**



Preparing for flight training

Integrating a home study course - Home Flight Simulators

Microsoft Flight Sim Integration

Practice at home

Flight Sim Lesson Guides





Preparing for flight training

Integrating a home study course - CloudAhoy

Connect to CloudAhoy

- Retrieve stored CloudAhoy flights
- Review related training content with your online course

The screenshot shows the 'Sporty's Pilot Shop' interface. On the left is a navigation menu with options: My Courses, Course Catalog, Connect to ForeFlight, Progress Sharing, and Cloud Ahoy (selected). The main content area is titled 'Connect to CloudAhoy' and includes instructions to log training flights. It shows 'Step #1 Link your CloudAhoy Account' with a 'Connect to CloudAhoy' button and a status 'CloudAhoy Account Linked'. 'Step #2 Review your Flights' includes a 'Sync Now' button and a table of flight logs.

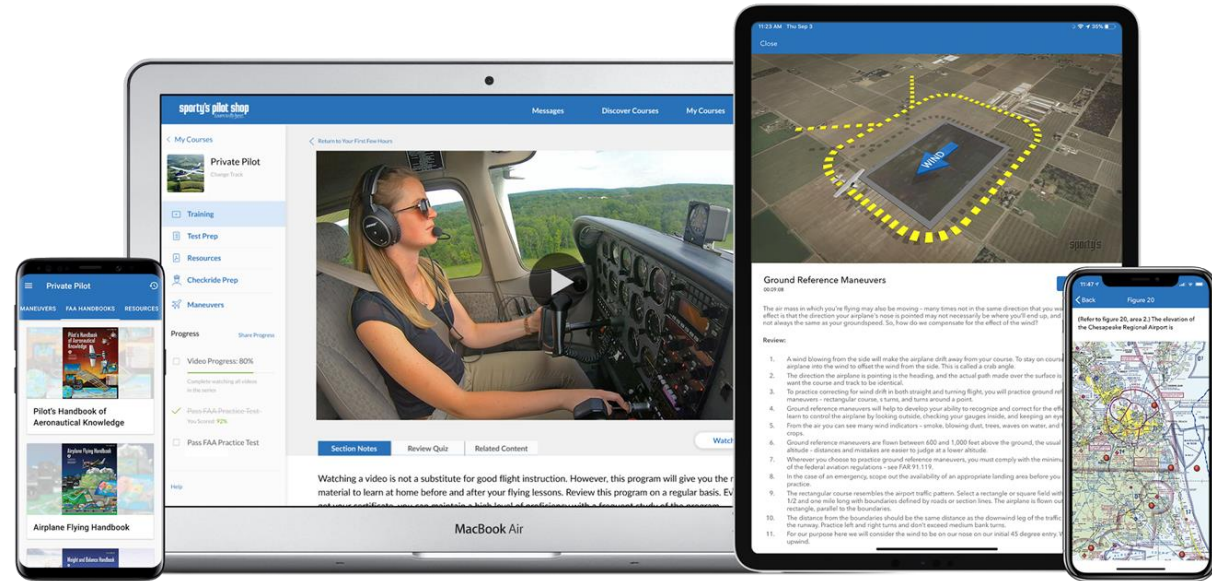
Date	Airplane	Type	Departure	Destination	Duration	Maneuvers	CloudAhoy
8/13/2018	N12064	Cessna 172	I69	KLUK	01:25:12	Takeoff Traffic Pattern Landing	View Track Log
8/10/2018	N53417	Cessna 172	I69	I69	01:41:28	Takeoff Slow Flight Steep Turns Landing	View Track Log
8/08/2018	N6167L	Cessna 182	I69	KCMH	01:41:12	Takeoff Steep Turns Stall Landing	View Track Log



Integrating a home study course

Improve recruitment, retention and performance

Eric Radtke




LIVE



Starts Wednesday at 7:00 PM

NAFI - Training The Blarney Out of...

Live program will appear here at the scheduled time.



1 Post

- CFTI Learner Resources 12 minutes ago
- About This Course 18 days ago
- Christine Madden - Presenter 18 days ago
- Earn WINGS Credit! 18 days ago
- Nick DeLofodi - Presenter 18 days ago
- Karen Kallishak - Host 18 days ago
- Previous MentorLIVE! Programs 18 days ago
- Course Evaluation Link 18 days ago
- NAFI Education Foundation Grant 18 days ago

Earn WINGS Credit!

Course Resources

Speaker Biographies

MentorLIVE! Archives

Course Evaluation

Educational Foundation

LIVE

Save the Date!

Join us for next month's MentorLIVE, September 15th at 8:00 p.m. ET



“How to Create Effective Flight Simulation Scenarios That Keep Pilots Alive”

Presented by

Paul Duty, Gleim Aviation Product Manager

Ryan Jeff, Gleim Aviation Research Assistant

LIVE



Thanks for Watching!

NATIONAL ASSOCIATION OF FLIGHT INSTRUCTORS
MENTOR
LIVE

Notice:

The National Association of Flight Instructors or Aeronautical Proficiency Training do not provide technical or legal advice. Content is for general information and discussion only, and is not a full analysis of the matters presented. The information provided may not be applicable in all situations, and participants should always seek specific advice from the Federal Aviation Administration and/or appropriate technical and legal experts (including the most current applicable guidelines) before taking any action with respect to any matters discussed herein.

LIVE



NATIONAL ASSOCIATION OF FLIGHT INSTRUCTORS

MENTOR

LIVE

LIVE